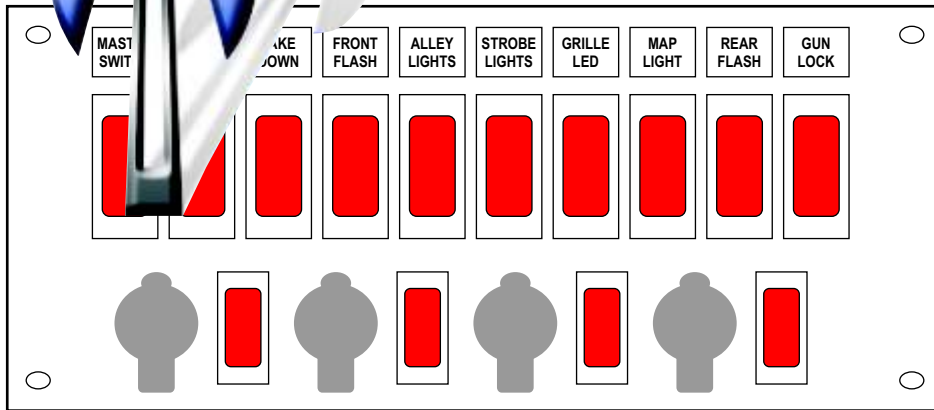


BROOKING INDUSTRIES, INC.

10132 NW 53rd St.
Sunrise, FL 33351

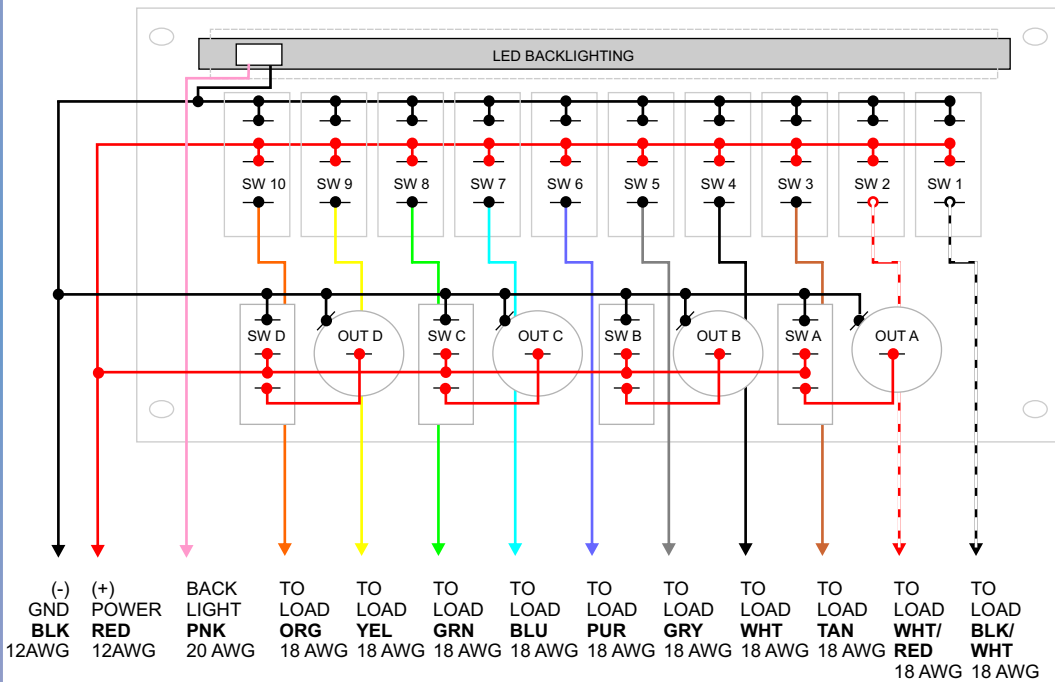
P 888-439-1925 or 954-572-0510
F 877-363-7301 or 954-578-6007



SP-10SW40 10 Function Switch Plate W/ 4 Switched 12v Outlets

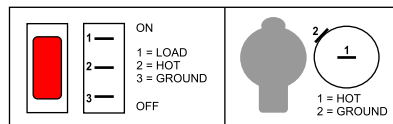
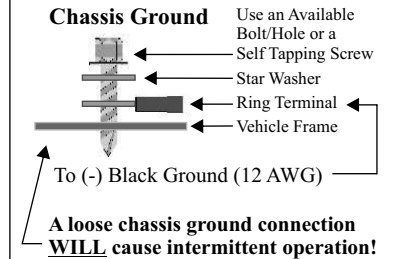
Thank you for purchasing this Brooking Industries product. With proper installation and care, this unit will provide years of trouble-free service.

SP-10SW40 10 Function Switch Plate w/ 4 Switched 12v Outlets



Scrape away any paint from the selected bolt hole and use a star washer and ring terminal to ensure a good, secure electrical connection to the chassis. The chassis ground must not be an insulated point.

Note: When drilling into any vehicle structure, ensure that both sides of the surface are clear of anything that can be damaged.



Mounting:

The SP-10SW40 has been designed to fit Havis® and Jotto Desk® consoles.

Wiring:

Before making any electrical connections, determine the polarity of the vehicle's electrical system ground. Most vehicles require the RED (+) positive wire (12 AWG) be connected to the power source and the BLACK (-) negative wire (12 AWG) to be connected as the chassis ground wire. After making all the connections, verify that there are no short circuits to ground prior to connecting the positive (+) RED wire to the power source. The BLACK ground wire should be connected to the vehicle chassis as close to the unit as possible.

Connect the appropriate warning light accessory to the color coded wire which corresponds to the switch you want to use to control the accessory.

Precautions:

Do not connect this system to the positive terminal of the battery until installation is complete and you have verified there are no short circuits to the ground.

Wire	AWG	Color	Item	Function
1	18	Blk/Wht	Switch 1	
2	18	Wht/Red	Switch 2	
3	18	Tan	Switch 3	
4	18	White	Switch 4	
5	18	Grey	Switch 5	
6	18	Purple	Switch 6	
7	18	Blue	Switch 7	
8	18	Green	Switch 8	
9	18	Yellow	Switch 9	
10	18	Orange	Switch 10	
11	12	Red	Power	Power
12	12	Black	Ground	Ground
13	20	Pink	Back Lt	Back Lt

Function column intentionally left blank. Please fill in appropriate functions and store in glove box for future reference / tech support.