



EVL SERIES

INTERIOR LIGHTBAR WARNING SYSTEM



FEATURES

- Lightweight with a super-low profile of less than 1" installed
- Available in single or dual color models (*tri-color coming soon*)
- Tidal™ optics produce intense warning power
- Two independent warning modes
- Flood/scene capable
- User programmable take-down configuration (*default: 2 inner-most*)
- Flashing take-downs (*simultaneous & alternating*)
- 42 user selectable flash patterns
- Easy to install - no holes drilled

VEHICLE SPECIFIC

- **CS-20:** Chevy Silverado 1500 (2019.5+)
- **CTS:** Chevrolet Tahoe, Suburban/GMC Yukon (2015+ Chevrolet 2500HD, Silverado/GMC Sierra (2014+)
- **DC:** Dodge Charger (2011+)
- **DD:** Dodge Durango (2018+)
- **DR14:** Dodge Ram 1500, 2500, 3500 (2014+)
- **FIU:** Ford Police Interceptor Utility (2013+)
- **FIU-20:** Ford Explorer (2020)
- **FIS:** Ford Police Interceptor Sedan (2013+)
- **F150:** Ford F150 (2013+) (*coming soon*)
- **U:** Universal Model (not guaranteed to fit all vehicles - some drilling may be required in certain vehicles)

SPECIFICATIONS

LED Element (Lighthouse):

- Single Color: 6 LED
- Dual Color: 12 LED (interleaved)

Operating Voltage: 12VDC

Number of Warning Patterns: 42

Average Current: 5.36A@ 12VDC

Maximum Current: 10.72A@ 12VDC

Average Power: 64.32W

Maximum Power: 128.64W

Wires: 6 x 24AWG; 4 x 18AWG

- Red-VDC: 365cm (18AWG*2)
- Black-GND: 365cm (18AWG*2)
- Brown-Warning Mode1: 365cm (24AWG)
- Green-Warning Mode2: 365cm (24AWG)
- Yellow-Flash Pattern Selection: 365cm (24AWG)
- Blue-Takedown Steady: 365cm (24AWG)
- White-Takedown Flashing: 365cm (24AWG)
- Purple-All Flood/Scene: 365cm (24AWG)

Fuse Rating: 15A

Storage Temperature: -40° F to +167° F


Working Temperature: -30° F to +149° F

LED Color: Red, Blue, Green, Amber, White

Warranty: 5 Years

Compliance: ECE R10, SAE J595, CA13

APPROVALS



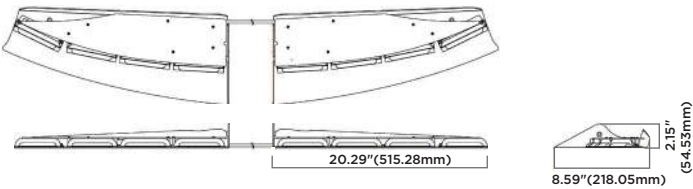
FLASH PATTERN CHART

1	Double	[2Hz]	All
2	Single	[2Hz]	All
3	Quad	[2Hz]	All
4	Triple	[2Hz]	All
5	Random		All
6	Steady		All
7	Single	[SAE/CA13]	All
8	Double	[SAE]	All
9	Triple	[SAE]	All
10	Quad	[SAE]	All
11	Quint	[SAE]	All
12	Mega		All
13	Giga		All
14	Ultra	[SAE]	All
15	Single-Quad		All
16	Single H/L		All
17	Single-Triple -Quad	All	
18	Double	[2Hz]	All
19	Single	[2Hz]	All
20	Quad	[2Hz]	All
21	Triple	[2Hz]	All
22	Single	[SAE/CA13]	Left Right Split

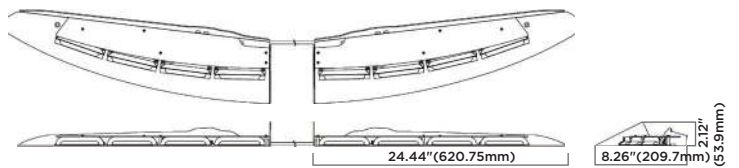
23	Double	[SAE]	Left Right Split
24	Triple	[SAE]	Left Right Split
25	Quad	[SAE]	Left Right Split
26	Quint	[SAE]	Left Right Split
27	Mega		Left Right Split
28	Giga		Left Right Split
29	Ultra	[SAE]	Left Right Split
30	Single-Quad		Left Right Split
31	Single H/L		Left Right Split
32	Single-Triple -Quad		Left Right Split
33	Half-Steady-Half-Double		Left Right Split
34	Half-Steady-Half-Quint		Left Right Split
35	Single		Side-by-Side Split
36	Mega		Side-by-Side Split
37	Ultra		Side-by-Side Split
38	Single		Outside-in Split
39	Mega		Outside-in Split
40	Ultra		Outside-in Split
41	Single		Scan
42	Single		Scan Split

DIMENSIONS

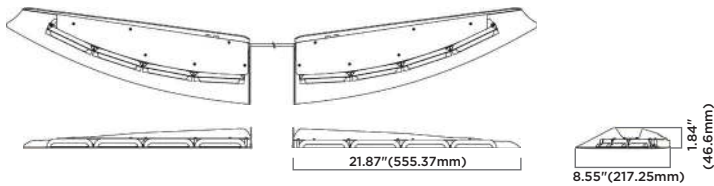
Chevrolet Tahoe, Suburban / GMC Yukon (2015+)
Chevrolet 2500HD, Silverado / GMC Sierra (2014+)



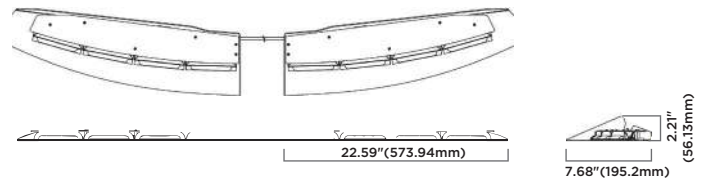
Ford Police Interceptor Utility 2013+



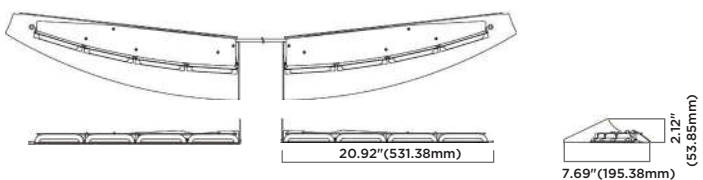
Dodge Ram 1500, 2500, 3500 (2014+)



Ford Police Interceptor Sedan 2013+



Dodge Charger 2011+



Universal

